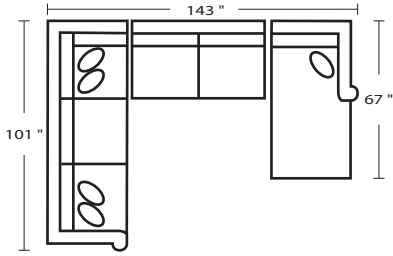
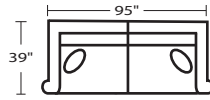


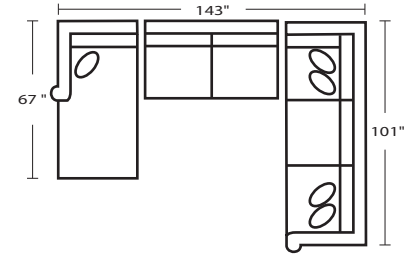
# 380 OMNI



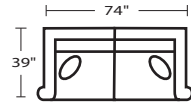
38032L / 38003 / 38082R



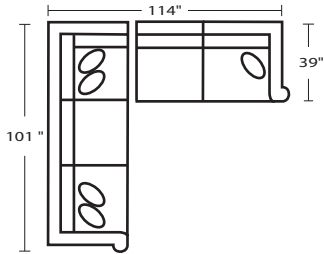
38030 - SOFA



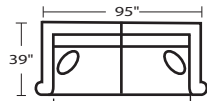
38082L / 38003 / 38032R



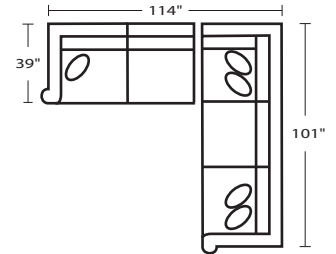
38020 - LOVESEAT



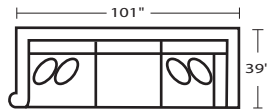
38032L / 38026R



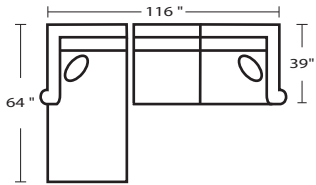
38031 - QUEEN SLEEPER



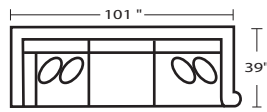
38026L / 38032R



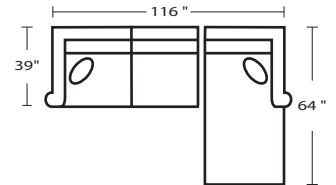
38032L - LAF SECTIONAL W/ RET



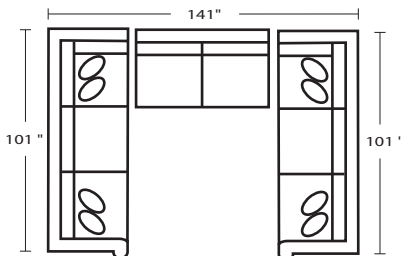
38082L / 38026R



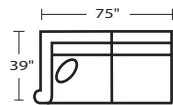
38032R - RAF SECTIONAL W/ RET



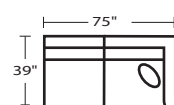
38026L / 38082R



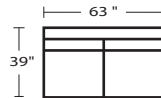
38032L / 380003 / 38032R



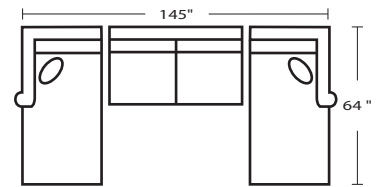
38026L - LAF CONDO SOFA



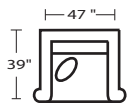
38026R - RAF CONDO SOFA



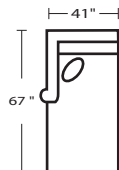
38003 - ARMLESS CONDO SOFA



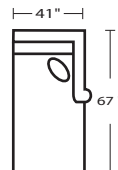
38082L / 38003 / 38082R



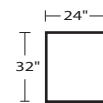
38001 - ARM CHAIR



38082L - LAF CHAISE



38082R - RAF CHAISE



38002 - OTTOMAN



\* DIMENSIONS ARE APPROXIMATE